



IR remote controller  
SIR-15

## SWE-N55L

- low cost digital indicator in a small wall case
- loop-powered
- measurement input 4-20 mA
- optional alarm output available
- detection and visualization of the peak values
- all parameters are freely programmable with remote controller

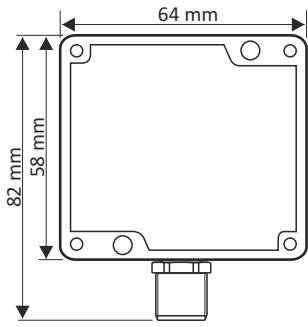
SWE-N55L is a simple and low cost digital indicator with a single 4-20 mA current input, which powers this device at the same time. Measurement input is equipped with safety circuits, saving internal electronics against overload. Device has possibilities of recalculating measured current according to few predefined transfer functions (linear, square, square root) or fully definable user characteristic (max. 20 points). Result is displayed on 4-digit red LED display. The device can be equipped with optional relay (signalisation by LED on front panel). Due to users safety requirements this output can drive a bulb lamp as well as sound signalling device but must not be used for controlling purposes. Configuration of the device can be done using IR remote controller (when input current is higher than 10 mA, what is signalised by additional LED).

### TECHNICAL DATA

Power supply	from measurement line, min. current 3.5 mA, max. voltage drop 7V
Display	LED, red, 4 x 13 mm high
Displayed values	-999 ÷ 9999 + decimal point
Input	current 4-20 mA, overload-protected, input current limited to ca. 50 mA
Accuracy	0.1% @25°C ± one digit
Stability	50 ppm/°C
Output (option)	1 x bistable relay 30V/500 mA, min. switching delay: about 4 sec.
Data memory	non-volatile memory, EEPROM type
Operating temp.	0°C ÷ +50°C (standard), -20°C ÷ +50°C (option)
Storage temp.	-10°C ÷ +70°C (standard), -20°C ÷ +70°C (depending on option)
Protection class	IP 65
Case	wall mounting; material: polycarbonate
Connections	gland M16x1,5 (standard); socket M12, 5-pin + straight cable plug, 5-pin, with PG7 gland (option)
Dimensions	without gland/connector: 64 x 58 x 36 mm with gland: 64 x 82 x 36 mm with M12 connector: 64 x 73 x 36 mm
Weight	with gland 108 g, with M12 connector 126 g

For pricing or any further information, please contact Omni Instruments Ltd.

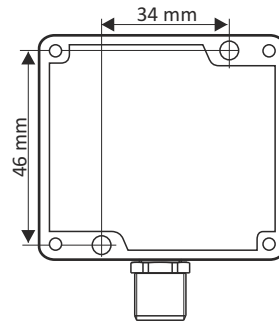
**DIMENSIONS**



Case dimensions

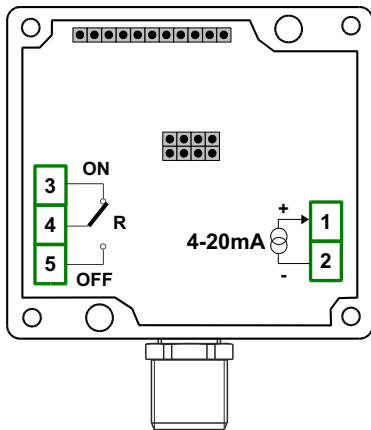


Side view

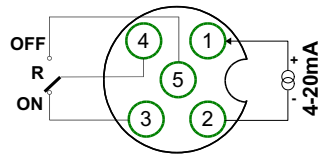


Distances between mounting holes

**EXAMPLARY PIN ASSIGNMENTS**



Terminals description (inside the housing)



Terminals description  
(version with M12 connector)

**ORDERING**

**SWE-N55L-11XX-0-9-XX1**

number of outputs:

- 0
- 1

type of outputs:

- 0 : no output
- 1 : REL

options:

- 00 : no options
- 08 : operating temp. -20°C ÷ +50°C
- 0Y : M12, 5 pin
- 0Z : M12, 5 pin, operating temp. -20°C ÷ +50°C

**Meters accessories**

**REMOTE CONTROLLER**



**SIR-15**

InfraRed remote controllers may be used as external programming keyboard for all SIMEX devices equipped with IR receivers and remote programming functions. Pressing of any local IR controller key, causes transmission of it's code to the device. Functions of particular keys depend on devices features.

Power supply voltage: 6V DC - 4 alkaline batteries type LR44  
 Operation range: from 0,5 to 5 m (depend on programmed device features)

For pricing or any further information, please contact Omni Instruments Ltd.