


Wireless Tunnel with ZigBee Radio Technology

wTunnel



Serial	Serial port	↔	Serial port
Digital	Digital Input Digital Output	→ ←	Digital Output Digital Input
Analog to Digital	Analog Digital Output	→ ←	Digital Output Analog
Analog	Analog Inputs Analog Outputs	→ ←	Analog Outputs Analog Inputs

wTunnel is an innovative product that enables reflect device inputs as outputs in the other, completely wireless and through technology ZigBee 802.15.4 Radio.


The system was designed to be a true Point to Point Tunnel to reflect conditions and field values, reliably and at low cost.

★ GENERAL FEATURES

- Communication IEEE 802.15.4 in 2.4GHz
- Serial Tunnel Transparent RS232, RS485 or USB
- 2 Analog Inputs, 0-10V and 4-20mA
- 2 Digital Inputs
- 2 Digital Outputs
- 2 Analog Inputs with digital alarm output
- 2 Analog Outputs

📋 AVAILABLE MODELS

MODEL	SERIAL PORT	USB	ANALOG INPUTS	ANALOG OUTPUTS	DIGITAL INPUTS	DIGITAL OUTPUTS
wTunnel-2002	RS232/RS485	Yes	---	---	2	2
wTunnel-3001	RS232/RS485	Yes	2 Configurables 0-10V / 4-20mA	---	2	2
wTunnel-5003	RS232/RS485	Yes	2 Configurables 0-10V / 4-20mA	2	2	2



For pricing or any further information, please contact Omni Instruments Ltd.

TECHNICAL SPECIFICATIONS

RF Wireless

- Protocol: IEEE 802.15.4
- Frequency: 2.4000 to 2.4835 Ghz Free Band
- Channels: 16
- Separation between channels: 5 MHz
- Transmission Power: +20 dBm (100 mW)
- Reception Sensitivity: -104 dBm
- Antenna: 2dBi Connector RP-SMA (other antennas optional)
- Scope: 2Km between nodes, with antenna of 2dBi and line of sight
- Module Certifications: FCC, IC, Europe/ETSI, Australia/CTick

General

- Indicators of Leds: On / Link / Data
- Cabinet: Industrial, Rail DIN
- Dimensions: 70 x 90 x 65 mm (Width x Height x Depth)
- Operation Temperature: -15°C to +65°C
- Guarantee: 1 year

Power

- Power Input: +10Vdc min. to +30 Vdc max.
- Average Consumption: 15mA@24Vdc, 25mA@12Vdc
- Maximum Consumption: 20mA@24Vdc, 30mA@12Vdc

Communications

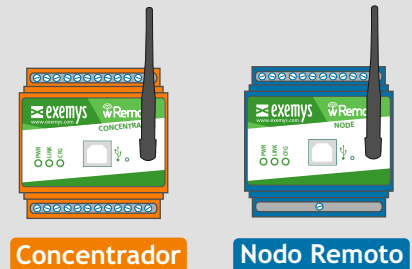
- Serial Port: 1 Port RS232 / RS485
- USB Port: 1 Port for configuration or Modbus slave (in the Concentrator)
- Configuration: For USB or for radio for the remote nodes.

Inputs and Outputs

- Analog Inputs: 2 configurables in 0-10V or 4-20mA
- Analog Inputs in 0-10Vdc: Precision 10mV, Impedance of input 10.7 Kohm
- Analog Inputs in 4-20mA: Precision 10uA, Resistance of Shunt 68 Ohms. Protection in the input against tension spikes
- Analog Outputs in 0-10Vdc: Precision 10V, load min. 500 Ω .
- Analog Outputs in 4-20mA: Precision 10 μ A, Shunt max, between 650 Ω and 1500.
- Digital Inputs: 2, Transistor, Activation: +3,5Vdc min. to +28Vdc Max., Impedance: 2 Kohm
- Digital Outputs: 2, Transistor Open collector, +45Vdc max. input, 50mA max. Current

Other family devices:

wRemote - Telemetry System with Wireless Mesh Networks



wRemote Industrial

- Industrial Model Dash
- Red Mesh between remote devices
- Inputs and Outputs own
 - Digital and Analog
- Serial Port RS232/485
- MODBUS Protocol



IEC 60950-1:2005+A1

ISO 9001:2015 CERTIFICATION



GESTION
DE LA CALIDAD

RI-9000-6174

Accreditado por OAA



For pricing or any further information, please contact Omni Instruments Ltd.



Measurement and data acquisition solutions

Contact Details:

Tel: +44 1382 443000

Email: info@omni.uk.com

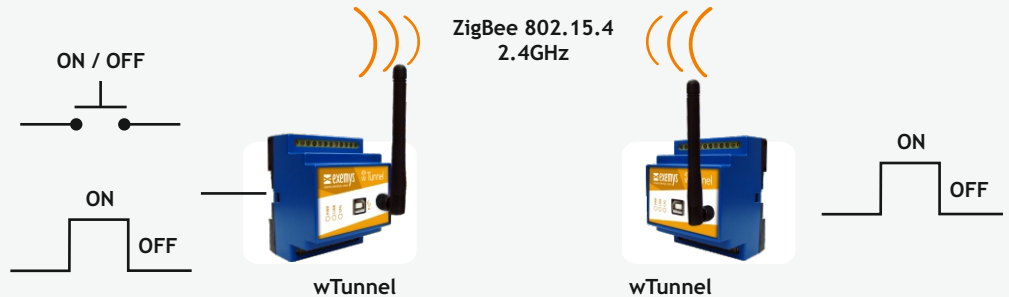
Website: www.omniinstruments.co.uk

Mailing Address: Unit 1, 14 Nobel Road,
Wester Gourdie Industrial Estate,
Dundee, DD2 4UH.

✓ TYPES OF TUNNELS

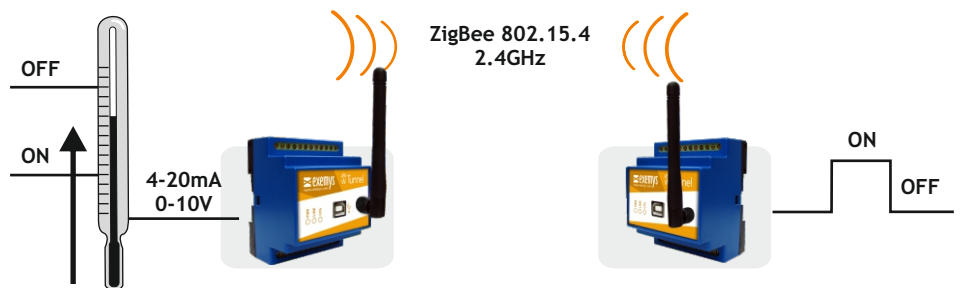
I/O Tunnel

With this tunnel can replicate the activation of an input as an output the other end, and vice versa.




0-10V and 4-20mA with Digital Output, Tunnel

2 values are set at the inputs of 0-10V or 4-20mA from one end, which they shoot at the other end, on or off, of a digital signal.




Serial Tunnel

It replicates the information flowing through the serial port on one end, on the other end. The device has a serial port RS232, RS485 or USB



Analog I / O Tunnel (NEW)

The value of an input analog will be reflected in the analog output of the team remote.



Whilst every effort has been made to ensure the accuracy of this specification, we cannot accept responsibility for damage, injury, loss or expense from errors or omissions. In the interest of technical improvement, this specification may be altered without notice.

For pricing or any further information, please contact Omni Instruments Ltd.



Measurement and data acquisition solutions

Contact Details:

Tel: +44 1382 443000
Email: info@omni.uk.com

Website: www.omniinstruments.co.uk

Mailing Address: Unit 1, 14 Nobel Road,
Wester Gourdie Industrial Estate,
Dundee, DD2 4UH.