

HANDHELD THERMOCOUPLE PROBES

Choosing the best probe for your application will make your checks easier and your readings more accurate. Our extensive range of probes is specifically tailored to a variety of needs so you can find the best option for you.

PROBE FEATURES

Some things to consider when selecting a probe are:

RESPONSE TIME

Response time is the time taken for the sensor to reach 2/3^{ds} of the final reading and is the standard means of measuring probe response time. However, it is variable depending on the substance being measured. Therefore, estimating an accurate response time without knowing the application can be difficult. The times quoted in our product descriptions should be used as a general guide.

RANGE AND ACCURACY

Some probes have a wide range, while others have a narrow range. Probes with a narrow range tend to be more accurate within that range. To get the best results, identify the highest and lowest temperatures you'll need to measure using your probe and how accurate you need the measurements to be.

CABLE TEMPERATURE RANGE

PVC 0 to 105 °C

FEP -100 to 150 °C


PTFE -50 to 250 °C

Fibreglass -60 to 350 °C

High Temp Fibreglass -60 to 600 °C


HANDLE TYPES

Our probes feature four types of handles: hexagonal, small rounded, ribbed heavy-duty or T-shaped. Each handle features Biomaster product protection to reduce bacterial growth.



HEXAGONAL

Manufactured from nylon and available in black. Maximum temperature is 105 °C.



SMALL ROUNDED

Manufactured from nylon and available in black. Maximum temperature is 105 °C.



T-SHAPED

Manufactured from polypropylene and available in black or white. Maximum temperature is 105 °C.



RIBBED HEAVY-DUTY

Manufactured from polypropylene and available in black or white. Maximum temperature is 85 °C. Available with colour-coded caps.

PROBE ACCURACY SPECIFICATIONS

K Thermocouple Probes/Sensors

All type K thermocouple probes/sensors are manufactured from Class 1 type K thermocouple wire as detailed in the British Standard BS EN 60584-1:2013, and meet the following accuracy specification:

- ± 1.5 °C between -40 & 375 °C
- ± 0.4 % between 375 & 1000 °C

T Thermocouple Probes/Sensors

All type T thermocouple probes/sensors are manufactured from Class 1 type T thermocouple wire as detailed in the British Standard BS EN 60584-1:2013, and meet the following accuracy specification:

- ± 0.5 °C between -40 & 125 °C
- ± 0.4 % between 125 & 400 °C

High Accuracy K Thermocouple Probes/Sensors (indicated in the catalogue with the icon)

high accuracy type K probes are manufactured from Class 1 type K thermocouple wire which is chosen for improved accuracy and performance and meet the following accuracy specification:

- ± 0.5 °C between 0 & 100 °C

High Accuracy T Thermocouple Probes/Sensors (indicated in the catalogue with the icon)

high accuracy type T probes are manufactured from Class 1 type T thermocouple wire which is chosen for improved accuracy and performance and meet the following accuracy specification:






















- ± 0.2 °C between -20 & 70 °C

We can supply a wide range of fully interchangeable, fast response and special probes to meet most customer requirements. The probes in this catalogue come with thermocouple connectors, but can be provided with flying tails and longer cables to suit your specific requirements, ask a member of our sales team and we will do our best to provide the probe to your specification.

Whilst every effort has been made to ensure the accuracy of this specification, we cannot accept responsibility for damage, injury, loss or expense from errors or omissions. In the interest of technical improvement, this specification may be altered without notice.










For pricing or any further information, please contact Omni Instruments Ltd.

HANDHELD TYPE K OR T THERMOCOUPLE PROBES

			Order code
<p>PENETRATION PROBE</p>  <p>  $\varnothing 3.3 \times 130 \text{ mm}$</p>	<p>This stainless steel penetration probe is strong, versatile and ideal for measuring liquids and semi-solids.</p> <ul style="list-style-type: none">• Response time less than 2 seconds• Probe temperature range -75 to 250 °C	123-160 323-160 (coiled lead)	
<p>PENETRATION PROBE</p>  <p>  $\varnothing 3.3 \times 300 \text{ mm}$</p>	<p>This extended, stainless steel penetration probe is strong, versatile and ideal for measuring liquids and semi-solids.</p> <ul style="list-style-type: none">• Response time less than 2 seconds• Probe temperature range -75 to 250 °C	123-168 323-168 (coiled lead)	
<p>FAST RESPONSE PROBE</p>  <p>  $\varnothing 3.3 \times 100 \text{ mm}$</p>	<p>This reduced tip ($\varnothing 1.8 \times 25 \text{ mm}$), fast response, stainless steel penetration probe is ideal for liquids or semi-solids i.e. soft rubber and other similar materials.</p> <ul style="list-style-type: none">• Response time less than 2 seconds• Probe temperature range -75 to 250 °C	123-159 323-159 (coiled lead)	
<p>NEEDLE PENETRATION PROBE</p>  <p>  $\varnothing 1.8 \times 130 \text{ mm}$</p>	<p>This fast response, stainless steel needle penetration probe is ideal for liquids or semi-solids i.e. soft rubber or plastic.</p> <ul style="list-style-type: none">• Response time less than 1 second• Probe temperature range -75 to 250 °C	123-100 323-100 (coiled lead)	
<p>OVEN PROBE</p>  <p>  $\varnothing 3.3 \times 130 \text{ mm}$</p>	<p>This oven probe has a stainless steel handle and a two metre PTFE high temperature lead. An oven probe without a handle is available.</p> <ul style="list-style-type: none">• Response time less than 2 seconds• Probe and lead temperature range -75 to 250 °C	133-170 133-173 (no handle)	
<p>RIGID BETWEEN PACK PROBE</p>  <p>  $\varnothing 4.5 \times 130 \text{ or } 500 \text{ mm}$</p>	<p>This rigid, stainless steel between pack probe is strong and versatile, designed specifically for accurately measuring the temperature between packets and boxes.</p> <ul style="list-style-type: none">• Response time less than 2 seconds• Probe temperature range -75 to 250 °C	123-060 (130 mm) 123-080 (500 mm) 323-060 (coiled lead) 130 mm only	
<p>HIGH TEMPERATURE PROBE</p>  <p>$\varnothing 1.5 \times 130 \text{ mm}$</p>	<p>This flexible, mineral insulated (MI) probe can be bent to any shape without affecting its performance. Ideal for measuring high temperatures i.e. fryers or furnaces.</p> <ul style="list-style-type: none">• Response time less than 2 seconds• Probe temperature range -40 to 1100 °C	123-204 323-204 (coiled lead)	
<p>HIGH TEMPERATURE PROBE</p>  <p>$\varnothing 3 \times 130 \text{ mm}$</p>	<p>This flexible, mineral insulated (MI) probe can be bent to any shape without affecting its performance. Ideal for measuring high temperatures i.e. fryers or furnaces.</p> <ul style="list-style-type: none">• Response time less than 3 seconds• Probe temperature range -40 to 1100 °C	123-212 323-212 (coiled lead)	
<p>HIGH TEMPERATURE PROBE</p>  <p>$\varnothing 3 \times 300 \text{ mm}$</p>	<p>This extended, flexible, mineral insulated (MI) probe can be bent to any shape without affecting its performance. Ideal for measuring high temperatures i.e. fryers or furnaces.</p> <ul style="list-style-type: none">• Response time less than 4 seconds• Probe temperature range -40 to 1100 °C	123-213 323-213 (coiled lead)	

Please note: for handheld type T thermocouple probes, replace the third digit (3) of the order code with the number 7

HANDHELD TYPE K OR T THERMOCOUPLE PROBES

			Order code
<div><div><div>BINDER PROBE</div><div><div><div><div>HIGH ACCURACY</div><div>HIGH ACCURACY</div></div><div>Ø3 x 130 mm</div></div></div></div><div><p>This rounded tip, stainless steel probe is designed for inserting into Binder self-sealing glands to measure the temperature of vessels or radiators.</p><ul style="list-style-type: none">• Response time less than 3 seconds• Probe temperature range -75 to 250 °C</div></div>	123-240 323-240 (coiled lead)		
<div><div><div>AIR OR GAS PROBE</div><div><div><div><div>HIGH ACCURACY</div><div>HIGH ACCURACY</div></div><div>Ø4.5 x 130 mm</div></div></div></div><div><p>This stainless steel, fast response air or gas probe is ideal for measuring air temperature in chill cabinets, fridges, freezers, offices, storage areas and similar.</p><ul style="list-style-type: none">• Response time less than 1 second• Probe temperature range -75 to 250 °C</div></div>	123-300 323-300 (coiled lead)		
<div><div><div>T-SHAPED AIR OR GAS PROBE</div><div><div><div><div>HIGH ACCURACY</div><div>HIGH ACCURACY</div></div><div>Ø4.5 x 90 mm</div></div></div></div><div><p>This stainless steel T-shaped, shielded fast response air or gas probe is ideal for measuring the temperature in HVAC duct work, offices, storage areas and similar.</p><ul style="list-style-type: none">• Response time less than 1 second• Probe temperature range -75 to 250 °C</div></div>	123-310 323-310 (coiled lead)		
<div><div><div>RIBBON SURFACE PROBE</div><div><div><div><div>HIGH ACCURACY</div><div>HIGH ACCURACY</div></div><div>Ø15 x 130 mm</div></div></div></div><div><p>This precision, ribbon surface probe utilises flat ribbon technology that ensures a fast, accurate response with minimal heat loss. A right-angled version is also available.</p><ul style="list-style-type: none">• Response time less than 1 second• Probe temperature range -75 to 250 °C</div></div>	123-030 123-032 (right-angled)		
<div><div><div>RIBBON SURFACE PROBE</div><div><div><div><div>HIGH ACCURACY</div><div>HIGH ACCURACY</div></div><div>Ø8 x 130 mm</div></div></div></div><div><p>This precision, ribbon surface probe utilises flat ribbon technology that ensures a fast, accurate response with minimal heat loss. A right-angled version is also available.</p><ul style="list-style-type: none">• Response time less than 1 second• Probe temperature range -75 to 250 °C</div></div>	123-044 123-052 (right-angled)		
<div><div><div>WATERPROOF SURFACE PROBE</div><div><div><div><div>HIGH ACCURACY</div><div>HIGH ACCURACY</div></div><div>Ø8 x 130 mm</div></div></div></div><div><p>This waterproof, ribbon surface probe incorporates a moulded mini plug and utilises flat ribbon technology to ensure a fast, accurate response with minimal heat loss.</p><ul style="list-style-type: none">• Response time less than 1 second• Probe temperature range -75 to 250 °C</div></div>	123-046 323-046 (coiled lead)		
<div><div><div>SURFACE PROBE</div><div><div><div><div>HIGH ACCURACY</div><div>HIGH ACCURACY</div></div><div>Ø6 x 130 mm</div></div></div></div><div><p>This surface probe incorporates a spring-loaded copper disc sensing tip. The probe is ideal for a variety of surface temperature measurements.</p><ul style="list-style-type: none">• Response time less than 1 second• Probe temperature range -100 to 600 °C</div></div>	123-000* 323-000* (coiled lead)		
<div><div><div>HEAVY-DUTY SURFACE PROBE</div><div><div><div><div>HIGH ACCURACY</div><div>HIGH ACCURACY</div></div><div>Ø12 x 130 mm</div></div></div></div><div><p>This high temperature surface probe is ideal for measuring the temperature of griddles, hotplates etc. A right-angled version is also available</p><ul style="list-style-type: none">• Response time less than 1 second• Probe temperature range -100 to 1000 °C</div></div>	123-020* 123-028* (right-angled)		
<div><div><div>PENETRATION PROBE</div><div><div><div><div>HIGH ACCURACY</div><div>HIGH ACCURACY</div></div><div>Ø3.3 x 100 mm</div></div></div></div><div><p>This small handled, stainless steel penetration probe is strong, versatile and ideal for measuring liquids and semi-solids. A fast response version with a reduced tip is also available.</p><ul style="list-style-type: none">• Response time less than 2 seconds• Probe temperature range -75 to 250 °C</div></div>	123-162 123-158 (reduced tip)		

Please note: for handheld type T thermocouple probes, replace the third digit (3) of the order code with the number 7.

*Order codes 123-000, 123-020, 123-028 & 323-000 are not available in type T thermocouple

Contact Details:

Tel: +44 1382 443000

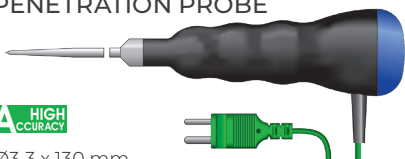

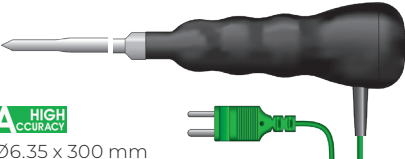
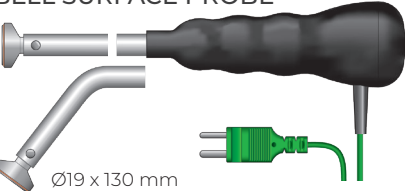
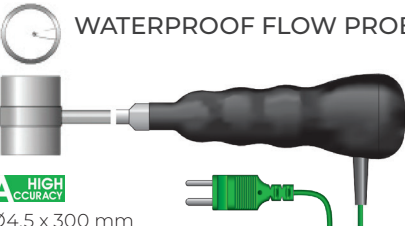
Fax: +44 1382 453197

Email: info@omni.uk.com

Mailing Address: Unit 1, 14 Nobel Road,
 Wester Gourdie Industrial Estate,
 Dundee, DD2 4UH.




Website: www.omniinstruments.co.uk

WATERPROOF TYPE K THERMOCOUPLE PROBES

			Order code
PENETRATION PROBE  A HIGH ACCURACY Ø3.3 x 130 mm	This stainless steel, waterproof penetration probe is strong, versatile and incorporates a heavy-duty handle with a colour-coded end cap. Suitable for liquids and semi-solids. <ul style="list-style-type: none"> Response time less than 3 seconds Probe temperature range -75 to 250 °C 		143-161 143-162 143-164 143-165 143-166 143-167
REDUCED TIP PROBE  A HIGH ACCURACY Ø6.35 x 300 mm	This extended, waterproof, stainless steel probe incorporates a reduced tip (Ø4.5 x 25 mm) and heavy-duty ribbed handle, ideal for heavy-duty applications including food processing, asphalt and other similar materials. <ul style="list-style-type: none"> Response time less than 7 seconds Probe temperature range -75 to 250 °C 		143-120 343-120 (coiled lead)
BELL SURFACE PROBE  Ø19 x 130 mm	These fast response, waterproof heavy-duty surface probes utilise a bell-shaped housing with a thin, flat, stainless steel measuring disc that ensures a fast, accurate response. Ideal for measuring a variety of surface temperatures. <ul style="list-style-type: none"> Response time less than 3 seconds Probe temperature range -75 to 200 °C 		143-080 (straight) 143-084 (45° angle) 143-086 (90° angle)
WATERPROOF FLOW PROBE  A HIGH ACCURACY Ø4.5 x 300 mm	These fast response, waterproof T-Shaped flow probes, are suitable for measuring air or water flow temperatures in a variety of applications. The shielded exposed junction thermocouple ensures a fast and accurate response to changes in temperature. <ul style="list-style-type: none"> Response time less than 1 second Probe temperature range -75 to 250 °C 		143-310 343-310 (coiled lead)

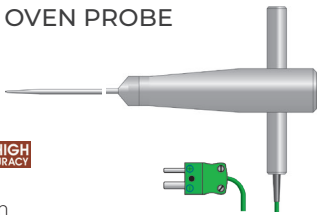


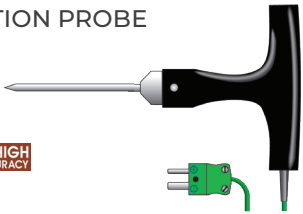


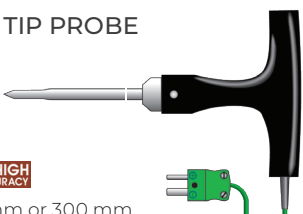


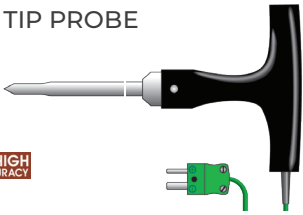


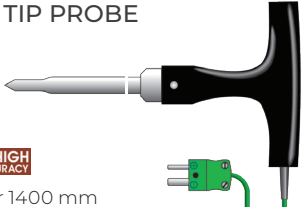


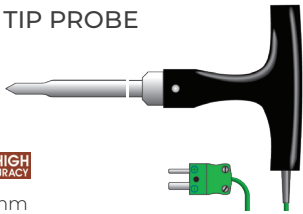


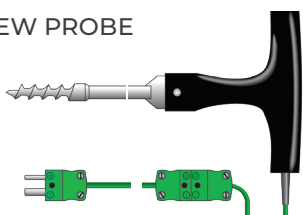


Please note: the above type K thermocouple probes are supplied with a moulded thermocouple connector and are waterproof to IP67 when connected to an instrument

PLUG-MOUNTED TYPE K THERMOCOUPLE PROBES

			Order code
INTERCHANGEABLE PROBE HANDLE  Ø25 x 151 mm	This probe handle incorporates a miniature thermocouple socket, to be used in conjunction with our range of plug-mounted probes. Supplied with a one metre coiled PU lead and miniature plug.		323-950
PENETRATION PROBE  A HIGH ACCURACY A HIGH ACCURACY Ø3.3 x 80 or 120 mm	This stainless steel, penetration probe is strong, versatile and ideal for liquids or semi-solids. A fast response version with reduced tip (Ø1.8 x 25 mm) is also available. <ul style="list-style-type: none"> Response time less than 2 seconds Probe temperature range -75 to 250 °C 		133-161 (120 mm) 133-153 (120 mm reduced tip) 133-154 (80 mm reduced tip)
SURFACE PROBE  Ø8 x 120 mm	This stainless steel surface probe uses flat ribbon technology ensuring a fast, accurate response with minimal heat loss. A right-angled version is also available. <ul style="list-style-type: none"> Response time less than 1 second Probe temperature range -75 to 250 °C 		133-045 133-046 (right-angled)

















Please note: for handheld type T thermocouple probes, replace the third digit (3) of the order code with the number 7

HEAVY-DUTY TYPE K OR T THERMOCOUPLE PROBES

			Order code
T SHAPED OVEN PROBE    Ø3.3 x 130 mm	<p>This strong oven penetration probe incorporates a stainless steel T-shaped handle, and a two metre PTFE high temperature lead. Ideal for continuous monitoring applications or where a nylon or polypropylene handle cannot be used.</p> <ul style="list-style-type: none"> • Response time less than 2 seconds • Probe temperature range -75 to 250 °C 	133-174	
PENETRATION PROBE    Ø4 x 100 mm	<p>This robust, stainless steel penetration probe incorporates a T-shaped polypropylene handle and is ideal for a variety of heavy-duty applications including food processing and other similar industries.</p> <ul style="list-style-type: none"> • Response time less than 3 seconds • Probe temperature range -75 to 250 °C 	133-124	
REDUCED TIP PROBE    Ø6.35 x 100 mm or 300 mm	<p>This robust, stainless steel, reinforced probe incorporates a T-shaped polypropylene handle and a reduced sensing tip (Ø4.5 x 25 mm) for faster response. Ideal for a variety of heavy-duty applications including food processing etc.</p> <ul style="list-style-type: none"> • Response time less than 9 seconds • Probe temperature range -75 to 250 °C 	133-126 (100 mm)	133-120 (300 mm)
REDUCED TIP PROBE    Ø8 x 500 mm	<p>This extended robust, stainless steel, reinforced probe incorporates a T-shaped polypropylene handle and a reduced sensing tip (Ø6.35 x 25 mm) for faster response. Ideal for a variety of heavy-duty applications including food processing etc.</p> <ul style="list-style-type: none"> • Response time less than 20 seconds • Probe temperature range -75 to 250 °C 	133-130	
REDUCED TIP PROBE    Ø9.5 x 1000 or 1400 mm	<p>This Ø9.5 mm stainless steel, reinforced probe incorporates a T-shaped polypropylene handle and a reduced sensing tip (Ø6.35 x 25 mm) for faster response. Ideal for applications where a longer probe is required, i.e. grain silos.</p> <ul style="list-style-type: none"> • Response time less than 20 seconds • Probe temperature range -75 to 250 °C 	133-136 (1000 mm)	133-135 (1400 mm)
REDUCED TIP PROBE    Ø9.5 x 2000 mm	<p>This extended stainless steel, reinforced probe incorporates a T-shaped polypropylene handle and a reduced sensing tip (Ø6.35 x 25 mm) for faster response. Ideal for applications where a very long probe is required, i.e. grain silos.</p> <ul style="list-style-type: none"> • Response time less than 20 seconds • Probe temperature range -75 to 250 °C 	133-133	
CORKSCREW PROBE    Ø8 x 100 mm	<p>This stainless steel probe incorporates a heavy-duty T-shaped polypropylene handle and a corkscrew design sensing tip. Ideal for industrial and food processing applications. Supplied with a one metre PU detachable lead.</p> <ul style="list-style-type: none"> • Response time less than 9 seconds • Probe temperature range -75 to 250 °C 	133-175	














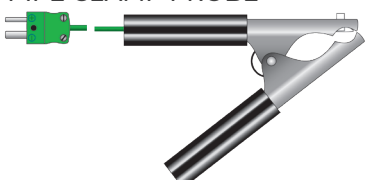


Please note: for handheld type T thermocouple probes, replace the third digit (3) of the order code with the number 7

FAST RESPONSE K OR T THERMOCOUPLE WIRE PROBES

			Order code
<p>PTFE WIRE PROBE</p>  <p>  Ø1.5 x 1000 or 2000 mm</p>	<p>This PTFE insulated, exposed junction wire probe is suitable for measuring the air temperature in fridges, freezers, ovens etc. Extended probe lengths over two metres are available upon request.</p> <ul style="list-style-type: none">• Response time less than 1 second• Probe temperature range -75 to 250 °C	<p>133-362 (1000 mm)</p> <p>133-363 (2000 mm)</p>	
<p>HEAVY-DUTY PTFE WIRE PROBE</p>  <p>  Ø2.4 x 1000 or 2000 mm</p>	<p>This heavy-duty, PTFE insulated wire probe is ideal for measuring the air temperature in fridges, freezers, ovens etc. Extended probe lengths over two metres are available upon request.</p> <ul style="list-style-type: none">• Response time less than 1 second• Probe temperature range -75 to 250 °C	<p>133-372 (1000 mm)</p> <p>133-373 (2000 mm)</p>	
<p>FIBREGLASS WIRE PROBE</p>  <p>  Ø1.5 x 1000 or 2000 mm</p>	<p>This fiberglass, exposed junction wire probe is ideal for measuring the air temperature of ovens, hot cupboards and similar appliances. Extended probe lengths over two metres are available upon request.</p> <ul style="list-style-type: none">• Response time less than 1 second• Probe temperature range -60 to 350 °C	<p>133-382 (1000 mm)</p> <p>133-383 (2000 mm)</p>	
<p>HIGH TEMPERATURE WIRE PROBE</p>  <p>  Ø3 x 1000 or 2000 mm</p>	<p>This high temperature, fiberglass wire probe is insulated with a stainless steel braid and is ideal for ovens, hot cupboards and similar appliances. Supplied with a one or two metre stainless steel braided lead.</p> <ul style="list-style-type: none">• Response time less than 1 second• Probe temperature range -60 to 600 °C	<p>133-387 (1000 mm)</p> <p>133-389 (2000 mm)</p>	
<p>ATTACHMENT PADS</p>  <p>12 x 18 mm</p>	<p>These easy-to-use attachment pads are recommended for attaching small diameter wire thermocouples to surfaces. Supplied in packs of 25.</p> <ul style="list-style-type: none">• For use over the range of -50 to 200 °C	<p>600-485</p>	
<p>PROBE EXTENSION LEAD - STRAIGHT</p>  <p>1000 or 2000 mm</p>	<p>This probe extension lead enables the user to connect to any ETI thermocouple type K probe, extending reach up to an additional 1000 or 2000 mm. Supplied with a PVC straight lead with MPK to MSK.</p>	<p>627-732 (1000 mm)</p> <p>627-733 (2000 mm)</p>	
<p>PROBE EXTENSION LEAD - COILED</p>  <p>1000 or 2000 mm</p>	<p>This probe extension lead enables the user to connect to any ETI thermocouple type K probe, extending reach up to an additional 1000 or 2000 mm. Supplied with a PU coiled lead with MPK to MSK.</p>	<p>627-740 (1000 mm)</p> <p>627-741 (2000 mm)</p>	
<p>MINIATURE PLUG OR SOCKET</p>  <p>16 x 19 mm 16 x 25 mm</p>	<p>Miniature thermocouple plugs and sockets are a must for accurate readings when joining probe cables. The flat pins (plug) and socket are manufactured from compatible thermocouple material and can accommodate wires up to Ø0.5 mm</p> <ul style="list-style-type: none">• Temperature range -50 to 105 °C	<p>625-217 (plug)</p> <p>421-501 (socket)</p>	


















Please note: for type T thermocouple wire probes, replace the third digit (3) of the order code with the number 7

SPECIALIST TYPE K OR T THERMOCOUPLE PROBES

		Order code
MINIATURE PROBE   HIGH ACCURACY  HIGH ACCURACY Ø1.4 mm reducing to Ø1 mm tip x 50 mm	<p>This miniature, stainless steel needle probe is supplied with a one or two metre PTFE lead. Ideal for measuring small semi-solid items and sous vide cooking.</p> <ul style="list-style-type: none"> • Response time less than 1 second • Probe temperature range -75 to 250 °C 	133-180 (1m lead) 133-182 (2m lead)
FAST RESPONSE MEAT PROBE   HIGH ACCURACY  HIGH ACCURACY Ø1 mm tip x 90 mm	<p>This fast response, meat penetration probe is specially designed for measuring burger patties etc. Supplied with a one metre coiled lead.</p> <ul style="list-style-type: none"> • Response time less than 2 seconds • Probe temperature range -75 to 250 °C 	133-150
BURGER PROBE   HIGH ACCURACY  HIGH ACCURACY Ø4.5 x 45 x 160 mm (6 or 12 mm tip)	<p>This burger probe has been specifically designed for use in fast food kitchens. The 12 mm stainless steel disc ensures the correct insertion depth (6 or 12 mm) every time.</p> <ul style="list-style-type: none"> • Response time less than 4 seconds • Probe temperature range -75 to 250 °C 	123-745 (6 mm tip) 123-746 (12 mm tip)
MAGNET SURFACE PROBE  Ø24 x 28 mm	<p>This magnet probe is supplied with a 500 mm PTFE lead. Ideal for monitoring the surface temperature of ferrous metals, e.g. radiators or hotplates.</p> <ul style="list-style-type: none"> • Response time less than 30 seconds • Probe temperature range -20 to 80 °C 	133-017
ROLLER SURFACE PROBE  50 x 45 mm	<p>These roller surface probes have either stainless steel or PTFE wheels and are designed for measuring moving surfaces. Max. speed 100 m/min.</p> <ul style="list-style-type: none"> • Response time less than 2 seconds • Probe temperature range -75 to 250 °C 	123-038 (s/steel) 123-036 (PTFE)
WEIGHTED GRIDDLE SURFACE PROBE  Ø64 x 120 mm	<p>This griddle probe has been designed with a unique self-retracting fast-responding stainless-steel disc and is supplied with a one metre armoured lead. Measuring Ø64 x 120 mm</p> <ul style="list-style-type: none"> • Response time less than 2 seconds • Probe temperature range -50 to 250 °C 	143-018 (armoured)
VELCRO PIPE PROBE  20 x 500 mm	<p>This 500 mm wrap-around velcro pipe probe is suitable for both medium and large pipe temperature measurement in the HVAC industry. Supplied with a two metre lead.</p> <ul style="list-style-type: none"> • Response time less than 30 seconds • Probe temperature range -10 to 100 °C 	133-080
PIPE CLAMP PROBE 	<p>This robust, pipe clamp probe is suitable for measuring the surface temperature of pipes in refrigeration, heating and ventilating systems etc. Simple clamp-on design for simplicity of use, suitable for pipes from Ø6 to Ø30 mm.</p> <ul style="list-style-type: none"> • Response time less than 4 seconds • Probe temperature range -10 to 100 °C 	133-040
ADJUSTABLE TYRE PROBE   HIGH ACCURACY Ø1 x 10 mm	<p>This fast response probe has an adjustable depth stop (1 to 10 mm) which the user can manually set. Specifically designed for measuring tyre temperatures, supplied with a one metre coiled lead and moulded thermocouple connector. Type K Only.</p> <ul style="list-style-type: none"> • Response time less than 2 seconds • Probe temperature range -75 to 250 °C 	343-100

Please note: for type T thermocouple wire probes, replace the third digit (3) of the order code with the number 7

THERMOCOUPLE PROBES

		Order code
GENERAL PURPOSE PROBE    Ø3.3 x 100 mm	<p>This stainless steel probe is suitable for a wide range of applications. Supplied with a one, three or five metre PTFE insulated lead and connector.</p> <ul style="list-style-type: none"> • Response time less than 5 seconds • Probe temperature range -75 to 250 °C 	133-158 (1000 mm) 133-220 (3000 mm) 133-222 (5000 mm)
FOOD SIMULANT PROBE    9 x 100 x 100 mm	<p>This polypropylene simulant probe is designed for use in refrigeration, food storage and chill cabinets. Supplied with a one, three or five metre PTFE insulated lead and connector.</p> <ul style="list-style-type: none"> • Probe temperature range -20 to 100 °C 	133-350 (1000 mm) 133-352 (3000 mm) 133-354 (5000 mm)
Ø4.8MM STANDARD PROBE    Ø4.8 x 100 mm	<p>This Ø4.8 mm general purpose, stainless steel probe is ideal for a variety of applications. Supplied with a two metre PVC lead.</p> <ul style="list-style-type: none"> • Response time less than 17 seconds • Probe temperature range -50 to 100 °C 	133-453
Ø6MM STANDARD PROBE    Ø6 x 100 mm	<p>This Ø6 mm general purpose, stainless steel probe is ideal for a variety of applications. Supplied with a two metre PVC lead.</p> <ul style="list-style-type: none"> • Response time less than 20 seconds • Probe temperature range -50 to 100 °C 	133-448
Ø6.35MM STANDARD AIR PROBE    Ø6.35 x 150 mm	<p>This Ø6.35 mm stainless steel air or gas probe is ideal for measuring air temperatures in chill cabinets, fridges, freezer, storage areas or similar. Supplied with a two metre PVC lead.</p> <ul style="list-style-type: none"> • Response time less than 2 seconds • Probe temperature range -50 to 100 °C 	133-499
MINERAL INSULATED PROBES  Ø1.5 x 180, 500 or 1000 mm	<p>These Ø1.5 mm high temperature MI probes can be bent to any shape without affecting performance. Supplied with a plain pot seal and a two metre PTFE lead.</p> <ul style="list-style-type: none"> • Response time less than 2 seconds • Probe temperature range -200 to 1100 °C 	133-420 (180 mm) 133-421 (500 mm) 133-422 (1000 mm)
MINERAL INSULATED PROBES  Ø3 x 180, 500 or 1000 mm	<p>These Ø3 mm high temperature MI probes can be bent to any shape without affecting performance. Supplied with a plain pot seal and a two metre PTFE lead.</p> <ul style="list-style-type: none"> • Response time less than 4 seconds • Probe temperature range -200 to 1100 °C 	133-425 (180 mm) 133-428 (500 mm) 133-429 (1000 mm)

Please note: Longer leads are available for the probes above, please contact our technical sales office for more information

CUSTOMISED & SPECIAL TEMPERATURE PROBES

We can supply a wide range of fully interchangeable, fast response and special probes to meet most customer requirements but, if the probe you need is not in this catalogue or on our website, ask a member of our sales team and we will do our best to provide the probe to your specification. It is vital to choose the correct probe for a specific purpose. If you have any requirements outside the specifications of our current range, please call our sales office on 01382 443000 or email info@omni.uk.com

For pricing or any further information, please contact Omni Instruments Ltd.