

High-resolution angle feedback for industrial and scientific applications

- Non-contacting inductive technology to eliminate wear
- Angle set to customer's requirement
- Compact, durable and reliable
- Specifically designed for automotive applications
- High accuracy and stability
- Sealing to IP67



As a leading designer and manufacturer of linear, rotary, tilt and intrinsically safe position sensors, Positek® has the expertise to supply a sensor to suit a wide variety of applications.

Our P501 RIPS® (Rotary Inductive Position Sensor) is an affordable, durable, high-accuracy rotary sensor designed for industrial and scientific feedback applications, but requires a smaller footprint than the P500.

Like all Positek® sensors, the P501 provides a linear output proportional with angle of deflection. Each unit is supplied with the output calibrated to the angle required by the customer, between 30 and 140 degrees and with full EMC protection built in.

It is particularly suitable for OEMs seeking good sensor performance for applications where space is important.

Overall performance, repeatability and stability are outstanding over a wide temperature range. The sensor has a rugged nickel plated aluminium body and integrated mounting flange. The flange has two 4.3mm by 20 degree wide slots on a 48mm pitch to simplify mounting and position adjustment. Environmental sealing is to IP67 on the cable version.

SPECIFICATION

DIMENSIONS

Body diameter	28.3 mm (solder pins) 30.8 mm (with cable boot)
Body Length (to seal face)	23.2 mm
Shaft	8.5 mm Ø 4mm
<i>For full mechanical details see drawing P501-11</i>	
Power Supply	+5V dc nom. ± 0.5V, 10mA typ 20mA max
Output Signal	0.5-4.5V dc ratiometric, Load: 5kΩ min.
Independent linearity	< ± 0.31% up to 80° travel @ 20°C
Temperature coefficients	< ± 0.01%/°C Gain & < ± 0.01%FS/°C Offset
Frequency response	> 10 kHz (-3dB)
Resolution	Infinite
Noise	< 0.02% FSO
Environmental Temperature Limits	
Operating	-40 to +125°C
Storage	-40 to +125°C
Sealing	IP67 - cable version only
EMC Performance	EN 61000-6-2, EN 61000-6-3
Vibration	IEC 68-2-6: 10g
Shock	IEC 68-2-29: 40 g
MTBF	350,000 hrs 40°C Gf
Drawing List	
P501-11	Sensor Outline
<i>Drawings, in AutoCAD® dwg or dxf format, available on request.</i>	

Do you need a position sensor made to order to suit a particular installation requirement or specification? We'll be happy to modify any of our designs to suit your needs - please contact us with your requirements.



For pricing or any further information, please contact Omni Instruments Ltd.

Contact Details:

Tel: +44 845 9000 601
Fax: +44 845 9000 602
Local Tel: 01382 443000
Email: info@omni.uk.com

Mailing Address:

Suite E, East Kingsway Business Centre,
Mid Craigie Trading Estate, Mid Craigie Road,
Dundee, DD4 7RH, UK

High-resolution angle feedback for industrial and scientific applications

How Positek's PIPS® technology eliminates wear for longer life

Positek's PIPS® technology (Positek Inductive Position Sensor) is a major advance in displacement sensor design. PIPS®-based displacement transducers have the simplicity of a potentiometer with the life of an LVDT/RVDT.

PIPS® technology combines the best in fundamental inductive principles with advanced micro-electronic integrated circuit technology. A PIPS® sensor, based on simple inductive coils using Positek's ASIC control technology, directly measures absolute position giving a DC analogue output signal. Because there is no contact between moving electrical components, reliability is high and wear is eliminated for an exceptionally long life.

PIPS® overcomes the drawbacks of LVDT technology – bulky coils, poor length-to-stroke ratio and the need for special magnetic materials. It requires no separate signal conditioning.

Our LIPS® range are linear sensors, while RIPS® are rotary units and TIPS® are for detecting tilt position. Ask us for a full technical explanation of PIPS® technology.

We also offer a range of ATEX-qualified intrinsically-safe sensors.

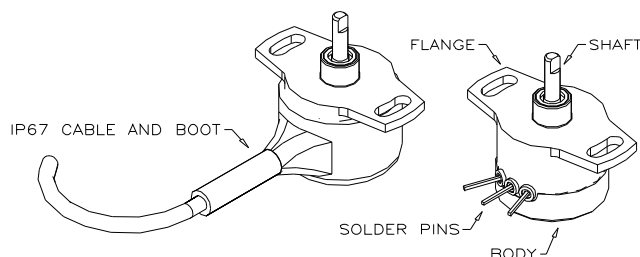


TABLE OF OPTIONS

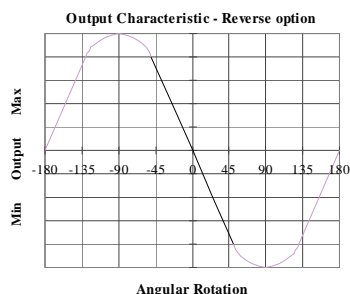
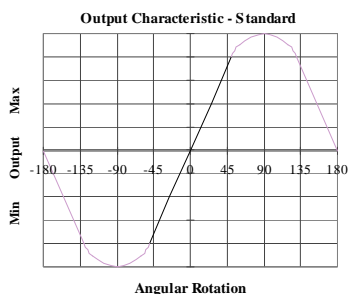
MEASUREMENT RANGE: Factory-set to any angle from $\pm 15^\circ$ to $\pm 70^\circ$ in increments of 1 degree.

CONNECTION/CABLE OPTIONS

Solder pins
Cable with boot IP67
Cable length >50cm – please specify length in cm

MOUNTING OPTIONS

Plain 4 mm diameter shaft with flat or tongue with spring clip .



For pricing or any further information, please contact Omni Instruments Ltd.

Contact Details:

Tel: +44 845 9000 601
Fax: +44 845 9000 602
Local Tel: 01382 443000
Email: info@omni.uk.com

Mailing Address:

Suite E, East Kingsway Business Centre,
Mid Craigie Trading Estate, Mid Craigie Road,
Dundee, DD4 7RH, UK