

## Series 35X

Piezoresistive pressure transmitters with front-flush metal diaphragm and excellent accuracy

### Features

- RS485 interface can be combined with analog interface
- Analog interface rangeable by RS485 interface (turn-down)
- Modbus RTU protocol for process values and configuration
- Excellent long-term stability

### Technology

- Insulated and encapsulated piezoresistive pressure sensor
- Front-flush, seamless design with no internal seals
- High-quality pressure transducers and tried-and-tested mathematical compensation

### Typical applications

- Food industry
- Biotechnology
- Pharmaceutical industry
- Chemical industry
- Industrial applications

#### Accuracy

± 0,05 %FS

#### Total Error Band

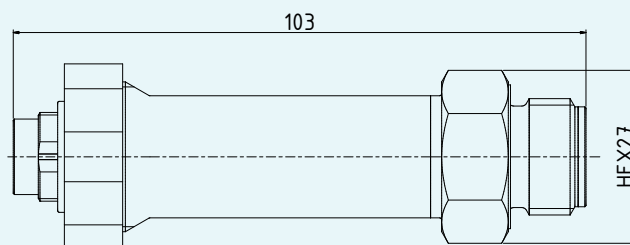
± 0,1 %FS @ -10...80 °C

#### Pressure ranges

0...0,3 to 0...1000 bar



Series 35X



For pricing or any further information, please contact Omni Instruments Ltd.

#### Contact Details:

Tel: +44 1382 443000  
Email: [info@omni.uk.com](mailto:info@omni.uk.com)

Website: [www.omniinstruments.co.uk](http://www.omniinstruments.co.uk)

**Mailing Address:** Unit 1, 14 Nobel Road,  
Wester Gourdie Industrial Estate,  
Dundee, DD2 4UH.

## Series 35X – Specifications

### Standard pressure ranges

Relative pressure PR		Proof pressure
0...0,3	-0,3...0,3	3
0...1	-1...1	
0...3	-1...3	
0...6	-1...6	18
0...10	-1...10	30
0...16	-1...16	48
0...30	-1...30	90
bar rel.		bar
Reference pressure at ambient pressure		based on reference pressure

Absolute pressure PAA	Absolute pressure PA	Proof pressure
0,8...1,2		3
0...1	0...1	
0...3	0...3	
0...6	0...6	18
0...10	0...10	30
0...16	0...16	48
0...30	0...30	90
0...60	0...60	180
0...100	0...100	300
0...300	0...300	600
0...700	0...700	1100
0...1000	0...1000	1100
bar abs.	bar	bar
Reference pressure at 0 bar abs. (vacuum)	Reference pressure at 1 bar abs.	based on reference pressure

### Performance

#### Pressure

Digital nonlinearity	$\leq \pm 0,02 \%FS$	Best fitted straight line (BFSL)
Accuracy @ RT (20...25 °C)	$\leq \pm 0,05 \%FS$	Nonlinearity (best fitted straight line BFSL), pressure hysteresis, non-repeatability, zero point deviation and amplification deviation
Total Error Band (-10...80 °C)	$\leq \pm 0,1 \%FS$	Max. deviation within the compensated pressure and temperature range Experience shows that, outside the compensated temperature range, the total error band in the ambient temperature range is expanded by 0,1 %FS
Compensated temperature ranges	-10...80 °C	Optional other compensated temperature ranges within -40...125 °C are possible
Analog interface additional deviation	$\leq \pm 0,05 \%FS$	With reference to accuracy @ RT and the total error band
Long-term stability	$\leq \pm 0,1 \%FS$	Per year under reference conditions, yearly recalibration recommended
Position dependency	$\leq \pm 2 \text{ mbar}$	Calibrated in vertical installation position with pressure connection facing downwards
Resolution	0,0005 %FS	Digital
Signal stability	0,0025 %FS	Digital noise-free
Internal measurement rate	$\geq 1800 \text{ Hz}$	For version «3-wire + digital (0...10 V, 0...5 V)» > 6000 Hz
Pressure range reserve	$\pm 10 \%$	Outside the pressure range reserve, +Inf / -Inf is displayed If there is an error in the device, NaN is displayed
Vacuum resistance	For operating pressures $\leq 0,1 \text{ bar abs.}$ , a vacuum-optimised version is recommended	
Note	For pressure ranges < 1 bar, all data apply with reference to a full-range signal (FS) of 1 bar	

For pricing or any further information, please contact Omni Instruments Ltd.

## Series 35X – Specifications

### Temperature

Accuracy	$\leq \pm 2\text{ }^{\circ}\text{C}$	The temperature is measured on the pressure sensor (silicon chip) that sits behind the metallic separating diaphragm The data applies within the compensated temperature range
Resolution	$\leq 0,01\text{ }^{\circ}\text{C}$	
Internal measurement rate	$> 10\text{ Hz}$	

### Electrical data

Connectivity	digital	2-wire + digital	3-wire + digital		
Analog interface		4...20 mA	0...10 V	0...5 V	0,1...2,5 V
Digital interface	RS485	RS485	RS485	RS485	RS485
Power supply	3,2...32 VDC	8...32 VDC	13...32 VDC	8...32 VDC	3,2...32 VDC
Power consumption (without communication)	$< 8\text{ mA}$	3,5...22,5 mA	$< 8\text{ mA}$	$< 8\text{ mA}$	$< 8\text{ mA}$
RS485 voltage insulation	$\pm 32\text{ VDC}$	$\pm 18\text{ VDC}$	$\pm 32\text{ VDC}$	$\pm 32\text{ VDC}$	$\pm 32\text{ VDC}$
Note	Disturbance of the 4...20 mA signal occurs during communication via the digital interface 3-wire types are suitable for simultaneous operation of the analog and digital interface				

Start-up time (power supply ON)	$< 250\text{ ms}$
Overvoltage protection and reverse polarity	$\pm 32\text{ VDC}$
GND case insulation	$> 10\text{ M}\Omega @ 300\text{ VDC}$

### Analog interface

Load resistance	$< (U - 8\text{ V}) / 25\text{ mA}$	2-wire
	$> 5\text{ k}\Omega$	3-wire
Limiting frequency	$\geq 300\text{ Hz}$	2-wire
		3-wire (0,1...2,5 V)
	$\geq 1000\text{ Hz}$	3-wire (0...10 V, 0...5 V)
Note	Filter properties can be adjusted by the customer	

### Digital interface

Type	RS485	Half-duplex
Communication protocols	Modbus RTU	
	KELLER bus protocol	Proprietary
Identification	Class.Group: 5.24	Standard settings: bus address 1, baud rate 9600 bit/s  Other default settings available on request. Can be reconfigured via software by the customer later
Unit of pressure	bar	
Unit of temperature	$^{\circ}\text{C}$	
Data type	Float32 and Int32	
Baud rates	9600 and 115'200 bit/s	
Lines	Up to 1,2 km	

### Electrical connection

Plug type	Binder series 723	DIN EN 61076-2-106, 5-pin
	M12	DIN EN 61076-2-101, A-coded, 5-pin
	Souriau series 8525	MIL-STD-1669
	GSP (without RS485)	EN 175301-803-A (DIN 43650)
Cable	$\varnothing 5,8\text{ mm}$ , PE sheath	5-wire, cable gland

### Electromagnetic compatibility

CE conformity as per 2014/30/EU (EMC)	EN 61326-1/EN 61326-2-3/EN 61000-6-1/EN 61000-6-2/EN 61000-6-3/EN 61000-6-4
---------------------------------------	---

For pricing or any further information, please contact Omni Instruments Ltd.

## Series 35X – Specifications

### Mechanical data

Materials in contact with media

Pressure connection	Stainless steel AISI 316L	others on request
Pressure transducer separating diaphragm	Stainless steel AISI 316L	
Pressure transducer seal (internal)	none	
Pressure connection seal (external)	Copper	others on request

Other materials

Pressure transducer oil filling	Silicone oil	others on request
---------------------------------	--------------	-------------------

Further details

Pressure connection	G1/2 front-flush	For additional pressure connections, see Dimensions and options
Weight	approx. 180 g	

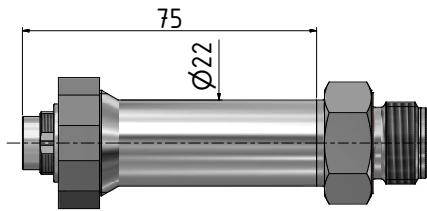
### Ambient conditions

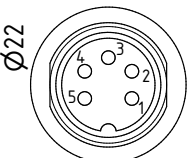
Media temperature range	-40...125 °C		Icing not permitted
Ambient temperature range	-30...85 °C		
Storage temperature range	-20...85 °C		
Protection	IP67	Binder series 723	For relative pressure, use a cable with integrated capillary
	IP65	GSP EN175301-803-A	
	IP65	Souriau series 8525	
	IP67	M12	For relative pressure IP54
	IP68	Cable gland	For relative pressure, a cable with integrated capillary is used
Notes	<ul style="list-style-type: none"> <li>Degrees of protection are valid with the corresponding mating plug</li> <li>The design implementation of the ventilation for relative pressure versions can be found in the respective technical drawing</li> </ul>		
Vibration resistance	10 g, 10...2000 Hz, ± 10 mm	IEC 60068-2-6	
Shock resistance	50 g, 11 ms	IEC 60068-2-27	
Pressure endurance @ RT (20...25 °C)	> 10 million pressure cycles	0...100 %FS	

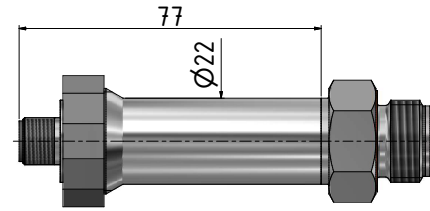
For pricing or any further information, please contact Omni Instruments Ltd.

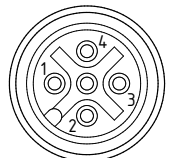
## Series 35X – Dimensions and options

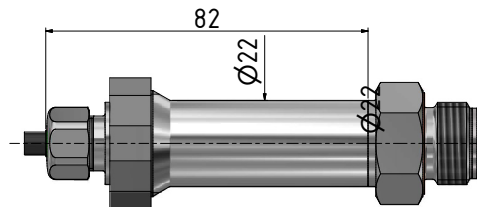
### Electrical connections

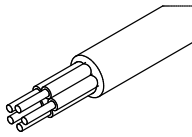


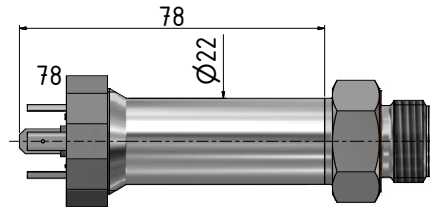
Binder series 723	2-wire	3-wire
M16 x 0,75	4...20 mA	0...max. 10 V
	1 OUT/GND	1 GND
	2 n.c.	2 +OUT
	3 +Vs	3 +Vs
	4 RS485A	4 RS485A
	5 RS485B	5 RS485B

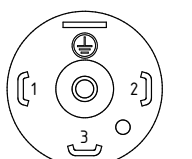


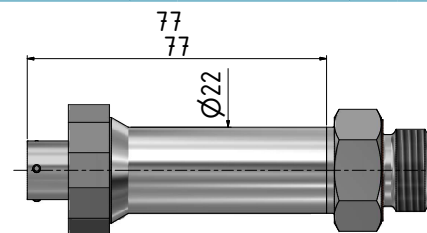
M12	2-wire	3-wire
M12 x 1	4...20 mA	0...max. 10 V
	1 OUT/GND	1 GND
	2 n.c.	2 +OUT
	3 +Vs	3 +Vs
	4 RS485A	4 RS485A
	5 RS485B	5 RS485B

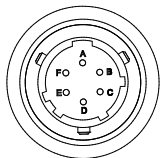


Cable gland	2-wire	3-wire
Cable ø 5,8	4...20 mA	0...max. 10 V
	WH OUT/GND	WH GND
	RD n.c.	RD +OUT
	BK +Vs	BK +Vs
	BU RS485A	BU RS485A
	YE RS485B	YE RS485B
	Shield on CASE	Shield on CASE



GSP EN 175301-803-A	2-wire	3-wire
□ 18	4...20 mA	0...max. 10 V
	1 OUT/GND	1 GND
	2 n.c.	2 +OUT
	3 +Vs	3 +Vs
	⏏ CASE	⏏ CASE

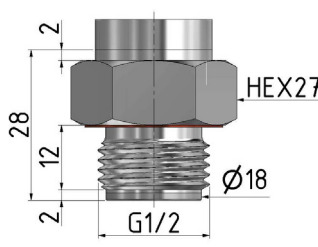
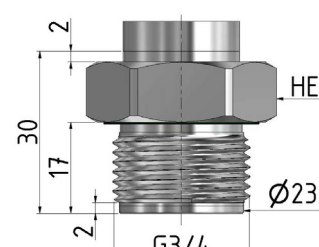
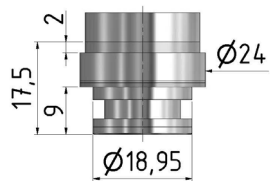


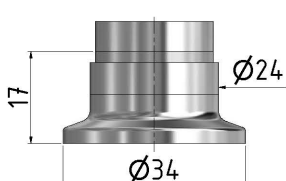
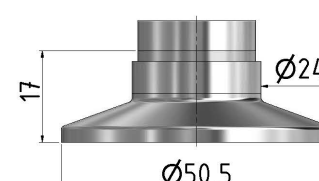
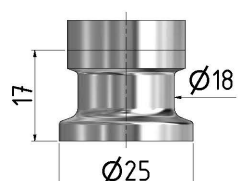
Souriau series 8525	2-wire	3-wire
	4...20 mA	0...max. 10 V
	C OUT/GND	C GND
	B n.c.	B +OUT
	A +Vs	A +Vs
	D RS485A	D RS485A
	F RS485B	F RS485B
	Shield on CASE	Shield on CASE

For pricing or any further information, please contact Omni Instruments Ltd.

## Series 35X – Dimensions and options

### Available pressure connections

G1/2 front-flush	G3/4 front-flush	Ingold fitting
		
ISO 228-1	ISO 228-1	Pressure ranges limited

Tri-Clamp DN20	Tri-Clamp DN25-40/1"-1,5"	Tri-Clamp 3/4"
		
similar to DIN 32676, pressure ranges limited	similar to DIN 32676, pressure ranges limited	similar to DIN 32676, pressure ranges limited

### Other customer-specific options

- Other compensated pressure ranges
- Other compensated temperature ranges within -40...125 °C are possible
- Other electrical connections
- Parts that come into contact with media made from Hastelloy C-276
- O-rings made of other materials
- Other oil filling types for pressure transducers: e.g. special oils for oxygen applications
- Integration of application-specific calculations
- Modifications to customer-specific options

### Examples of related products

- Series 35XHT: Pressure transmitters with front-flush metal diaphragm for use in high temperatures
- Series 35Xc: Pressure transmitters with front-flush metal diaphragm and CANopen interface
- Series 33X: Pressure transmitters with excellent accuracy 0,01 %FS
- Series PD-33X: Differential pressure transmitters with a very high level of accuracy
- OEM series: Pressure transducers with electronics (e.g. series 10LX or 15SX with thread) for integration in one's own systems

For pricing or any further information, please contact Omni Instruments Ltd.



## Series 35X – Software, scope of delivery and accessories

### Modbus interface

The X-line products have a digital interface (RS485 half-duplex), which supports the MODBUS RTU and KELLER bus protocols. Details of the communication protocols can be found at [www.keller-druck.com](http://www.keller-druck.com). Documentation, a Dynamic Link Library (DLL) and various programming examples are available for integrating the communication protocol into your own software.

### Interface converters

The connection to a computer is established via an RS485-USB interface converter. To ensure smooth operation, we recommend the K-114 with the corresponding mating plug, robust driver module, fast RX/TX switching and connectable bias and terminating resistors.

### "CCS30" software

The licence-free CCS30 software is used to carry out configurations and record measured values.

#### Measurement collection

- Live visualisation
- Adjustable measuring and storage interval
- Export function
- Parallel recording in bus operation
- Up to 100 measured values per second




#### Configuration

- Call up of information (pressure and temperature range, software version, serial number etc.)
- Readjustment of zero point and amplification
- Rescaling of analog output (unit, pressure range)
- Adjustment of low-pass filter
- Selection of instrument address and baud rate

### Scope of delivery

KELLER test report	Mating plug to Binder 723	Female connector to DIN43650
		

### Accessories

Interface converter	Mating plug to M12	
		
<b>K-114</b> <ul style="list-style-type: none"> <li>• Analog measurement 0...10 V and 4...20 mA</li> <li>• 12 V measuring device supply via USB</li> <li>• USB interface electrically isolated</li> <li>• Bias and terminating resistors can be activated</li> </ul>	<b>Connection options</b> <ul style="list-style-type: none"> <li>• E.g. K-114-B with cable outlet instead of screw-type terminals for Binder series 723 (5-pin)</li> <li>• Various adapter cables available</li> </ul>	<ul style="list-style-type: none"> <li>• Angled socket, cable 5 m <i>PN 602515.0093</i></li> <li>• Angled socket, cable 2 m <i>PN 602515.0094</i></li> <li>• Female connector, cable 5 m <i>PN 602515.0095</i></li> <li>• Female connector, cable 2 m <i>PN 602515.0096</i></li> </ul>

For pricing or any further information, please contact Omni Instruments Ltd.