


LPMS-CANAL2



LIFE PERFORMANCE RESEARCH

LPMS Waterproof Wired Motion Sensor / IMU / AHRS with CAN Bus Connectivity

The LPMS-CANAL2 is an innovative and high performance motion sensor with waterproof connector design. Using CAN Bus as the communication interface, the LPMS-CANAL2 perfectly fits machine motion measurements for industrial applications.

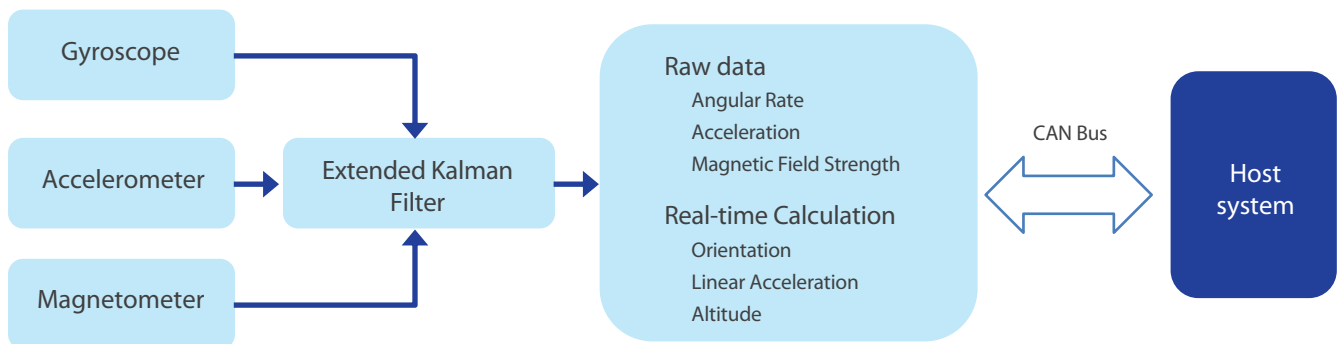



Key Features

- MEMS miniature inertial measurement unit (IMU)
- Integration of 3-axis gyroscope, accelerometer, magnetometer, temperature and barometric pressure sensor in one unit
- Real-time, on-device calculation of sensor orientation, linear acceleration and altitude
- Data output rates of up to 400Hz
- Industrial standard interface: CAN Bus
- Control applications and SDK for Windows, Linux

Applications

- Human motion capture
- Internet of Things (IoT) devices
- Sports performance evaluation
- Drone flight control

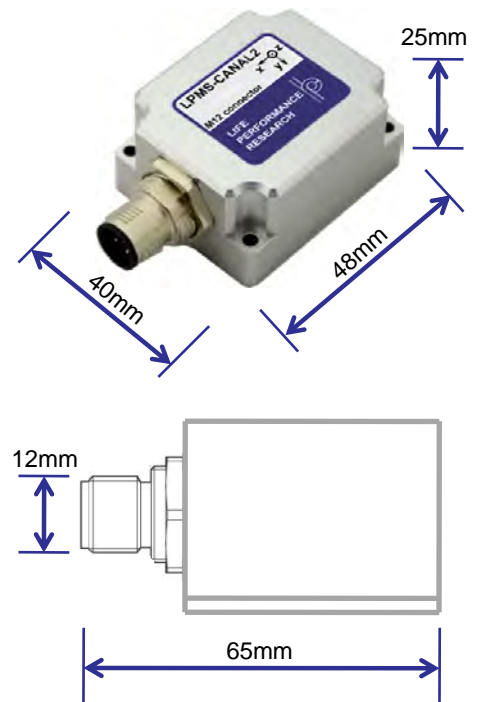




Sensor Specifications

Wired interface	CAN Bus
Max. baudrate	1Mbit/s
Communication protocol	LpCAN/CANOpen
Size	48 × 40 × 25 mm
Weight	67.5g
Orientation range	Roll: ±180°; Pitch: ±90°; Yaw: ±180°;
Resolution	< 0.01°
Accuracy	< 0.5° (static), < 2° RMS (dynamic)
Accelerometer	3-axis, ±2 / ±4 / ±8 / ±16 g, 16 bits
Gyroscope	3-axis, ±125 / ±245 / ±500 / ±1000 / ±2000 dps, 16 bits
Magnetometer	3-axis, ±4 / ±8 / ±12 / ±16 gauss, 16 bits
Pressure sensor	300-1100 hPa
Data output format	Raw data / Euler angle / Quaternion
Data output rate	up to 400Hz
Power consumption	155 mW @ 3.3 V
Power supply	5 V ~15 V DC
Connector	SACC-DSI-MS-5CON-PG 9/0,5 SCO, M12
Case material	Aluminum
Temperature range	-40 ~ +80°C
Software	C++ library for Windows, LpmsControl software and Open Motion Analysis Toolkit (OpenMAT) for Windows.

Mechanical drawing

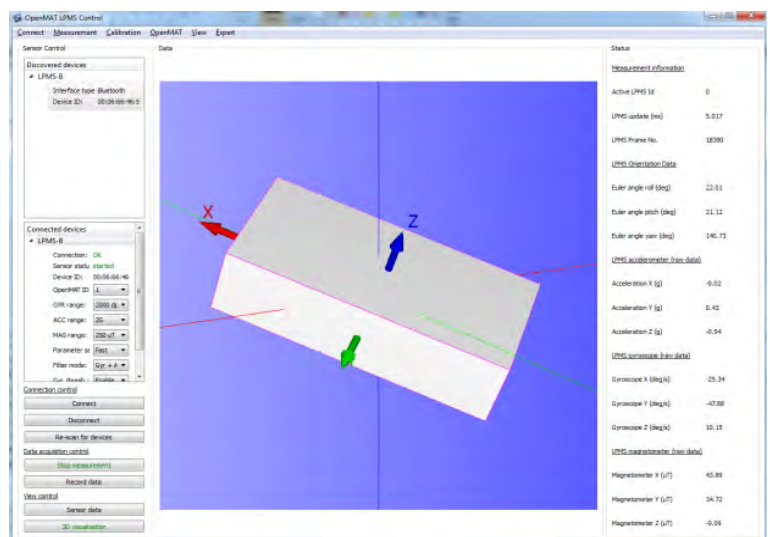


Package

- LPMS-CANAL2 sensor x 1
- User guide card x 1
- Cable x 1
- Box x 1
- Warranty (1 year)



LpmsControl Utility Software



Contact Details:

Tel: +44 845 9000 501
 Fax: +44 845 9000 602
 Local Tel: 01382 443000
 Email: info@omni.uk.com

Mailing Address:

Suite E, East Kingsway Business Centre,
 Mid Craigie Trading Estate, Mid Craigie Road,
 Dundee, DD4 7RH, UK