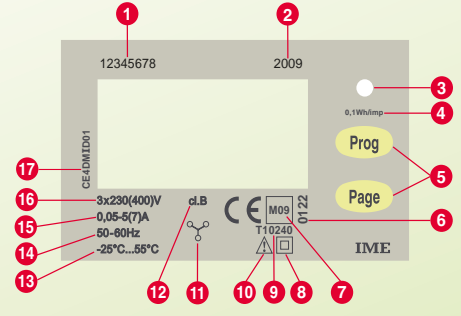


Conto D4-Pt MID

Energy Meters MID Approved B+F
- DIN Rail Mounting



- 1 Serial number
- 2 Year of manufacture
- 3 Metrological LED
- 4 Metrological LED pulse weight
- 5 Keyboard
- 6 Certifying board
- 7 Certifying year
- 8 Double insulation
- 9 Certifying number
- 10 Consult the instructions before mounting
- 11 Connection on 3-phase 4 wire 3 system line
- 12 Accuracy class
- 13 Working temperature
- 14 Frequency
- 15 Current
- 16 Voltage
- 17 Product cod

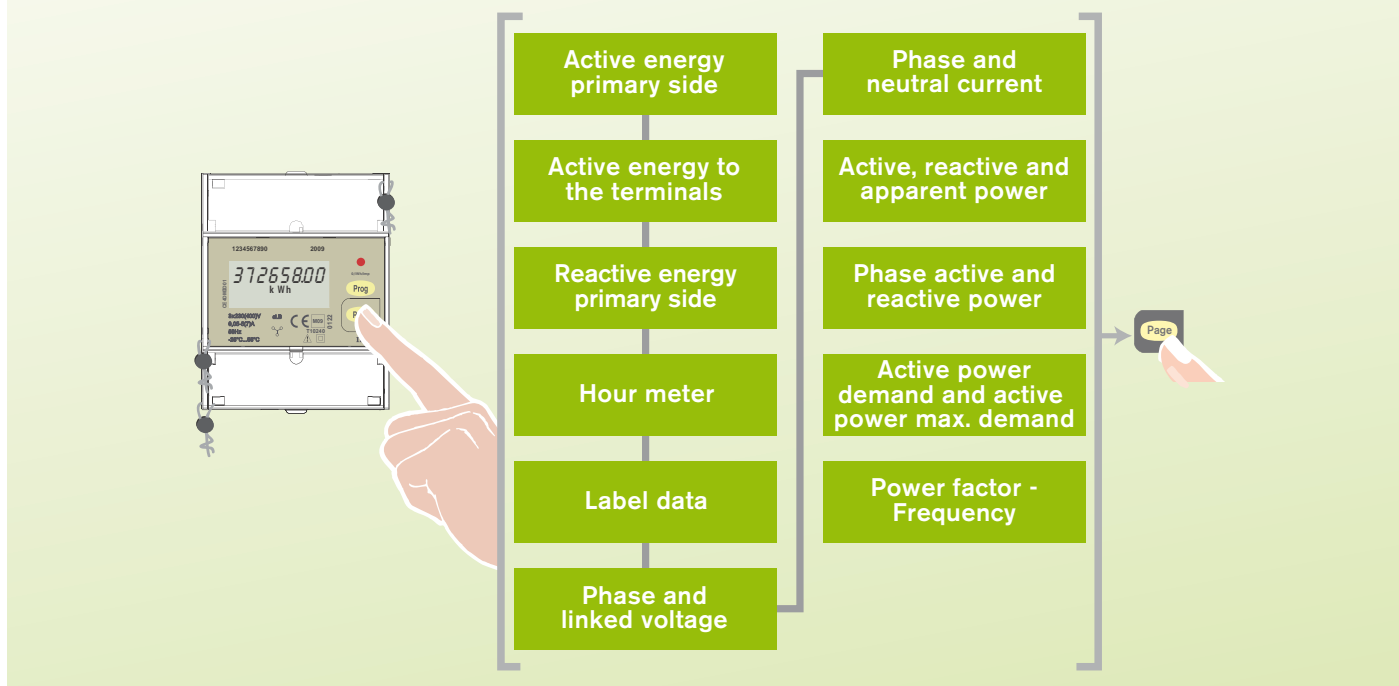
- 5 Keyboard
 - 6 Certifying board
 - 7 Certifying year
 - 8 Double insulation
 - 9 Certifying number
 - 10 Consult the instructions before mounting
 - 11 Connection on 3-phase 4 wire 3 system line
 - 12 Accuracy class
 - 13 Working temperature
 - 14 Frequency
 - 15 Current
 - 16 Voltage
 - 17 Product cod
- Flush Mounting**
See kit page 3
- Free Software**
On request

- MID Certified - B and F
- 4 module DIN rail mounting
- 3 phase (3 or 4 wire) network unbalanced load
- Active energy class B (EN50470)
- Reactive energy class 2 (EN60253-23)
- Power demand
- Power max demand


- Phase and neutral current
- Phase to phase and phase to neutral voltage
- Frequency
- Phase active power
- Phase reactive power
- 3 phase active/reactive and apparent power
- Power factor

- Hours run
- -/5A ct operated
- 230V/400V 50Hz measured voltage
- 8 digit LCD display
- Pulsed output and RS485 communications
- Programmable CT ratio
- Auxiliary supply 230V 50/60Hz

Function Diagram



Housing Features



How to Order / Model Reference

eg **CE4DMID001**

Model	CE4DMID001
-------	------------