



Programmable intrinsically safe submersible level transmitters

PTM/N/Ex



Version: 27.06.2012

Technical Specifications

Pressure measuring range (mH2O)

	1 ... 5	> 5 ... 20	> 20 ... 250
Overpressure	3 bar	3 x FS (≥ 3 bar)	3 x FS
Burst pressure	> 200 bar	> 200 bar	> 200 bar
Accuracy, (1), (\pm % FS)	$\leq \pm 0.25$	$\leq \pm 0.1$	$\leq \pm 0.1$
Thermal shift, (\pm % FS/$^{\circ}$C)			
Zero point 0...70 $^{\circ}$ C	≤ 0.06	≤ 0.03	≤ 0.015
Zero point -25...85 $^{\circ}$ C	≤ 0.08	≤ 0.04	≤ 0.02
Span 0...70 $^{\circ}$ C	≤ 0.015	≤ 0.015	≤ 0.015
Span -25...85 $^{\circ}$ C	≤ 0.02	≤ 0.02	≤ 0.02
Total error, (2), (3), (\pm % FS)			
-10...50 $^{\circ}$ C, (typ. / max.)	$\leq 0.15 / 0.3$ (≤ 200 mbar: 0.3 / 0.6)	$\leq 0.15 / 0.3$	$\leq 0.15 / 0.3$
-25...85 $^{\circ}$ C, (typ. / max.)	$\leq 0.65 / 0.7$ (≤ 200 mbar: 0.65 / 0.8)	$\leq 0.65 / 0.7$	$\leq 0.55 / 0.7$
Long term stability, (4)	< 0.5% FS / < 4 mbar	< 0.2% FS / < 4 mbar	< 0.1% FS / < 0.2% FS

(1) Zero based accuracy according to DIN 16086, incl. hysteresis and repeatability at ambient temperature

(2) Total error including accuracy and temperature influences at maximum signal span (16 mA)

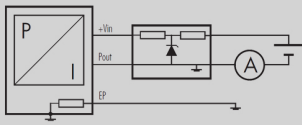
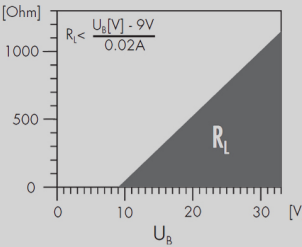
(3) Active compensated

(4) 1 year (typ. / max.), the long term stability can be improved by ageing (burn-in) the sensor

Temperature range

Operating temperature	-5...80 $^{\circ}$ C
Process temperature	-5...80 $^{\circ}$ C
Storage temperature	-10...80 $^{\circ}$ C

Electrical specifications

Resolution	0.025% FS
Output adjustable	
4 mA	-5% FS...105% FS
20 mA	-5% FS...105% FS
Span	25% FS...110% FS (≥ 0.5 mH2O)
Low pass filter	0.1 / 1 / 10 / 30 Hz (standard: 30 Hz)
Power supply	9...28 V DC
Supply influence	< 0.1% FS
Circuit diagram	
Load resistance	
Load influence	< 0.1% FS

ATEX Approval

Certificate, (1)	SEV 08 ATEX 0142		
Gas	II 1G Ex ia IIC T3 / T4 / T6	EN 60079-0 / -11 / -26	
Dust	II 1D Ex iaD 20 IP6x Tx°C	EN 61241-0 / -11	
Temperature class, (2)	T6	T4	T3
Ambient temperature	-5...55 °C	-5...80 °C	-5...80 °C
Process temperature	-5...55 °C	-5...80 °C	-5...80 °C
Maximum values of the connection circuit	30 V / 140 mA / 0.9W		

(1) For detailed Ex specifications see certificate and operating an safety instructions

(2) Without any information about temperature class the transmitter will be delivered for T4

GL Approval

Certificate	60332-09 HH
Field of application	D, F, EMC1

Additional approvals

ABS	09-HG436727/1-PDA
DNV	A-11280

Qualifications

	Description	Level	Typical interferences
EN 60068-2-6	Vibration	4g (4...100 Hz / ± 3.2 mmpp)	
EN 60068-2-27	Shock	100g (impulse duration 6 ms)	
EN 55022	Emission, class B	< 30 dBµV/m (0.03...1 GHz)	
EN 61000-4-2	Electrostatic discharge	8 kV contact 15 kV air	
EN 61000-4-3	Irradiated RF	10V/m (0.08...1 GHz)	Radio sets, wireless phones
EN 61000-4-4	Transients (burst)	4 kV	Motors, valves
EN 61000-4-5	Surge	Line-Line: 0.5 kV/42 Ω Line-Earth: 1 kV/42 Ω	Lightning
EN 61000-4-6	Conducted RF	10 V (0.15...80 MHz, 3 s)	Frequency converters

Physical specifications

Materials	
Transducer	Stainless steel (316L / 1.4435), titanium (Gr. 2), (1)
Housing	Stainless steel (316L / 1.4404), titanium (Gr. 2)
Seals	Viton (standard), EPDM, Kalrez
Cable	PUR, FEP

(1) Hastelloy (C-276) on request

Equipment

Overview

10.00.0091	Accessories overview

Interface

102442	PTM/Ex - Interface

Software

101224	PC Software V1.50

Additional documents

Manuals

	Article number	Description
10.00.0079	DEB003	Configuration software
10.00.0089	DEB005	User manual

Operating and safety instructions

	Article number
10.00.0271	DMM023

Ordering information

		X. XXXX.	XXXX.	XX.	XXX
Type					
	PTM/N/Ex	48			
Pressure type					
	Gauge	1			
	Absolute (vacuum)	2			
Pressure measuring range					
	100 mbar...25 bar	XX			
	Special adjustment	99			
Process connection					
	Closed, (Fig. 1)	55			
	Closed, (1.4435), (Fig. 1)	59			
	Open, (Fig. 2)	56			
	G 1/4 M, (Fig. 3)	11			
	G 1/2 M, (Fig. 3)	13			
	Customized	99			
Electrical connection					
	PUR cable, blue, IP 68, (2), (3)		17		
	FEP cable, blue, IP 68, (2)		22		
	PVC cable (ACS certified), blue		14		
Output signal					
	4...20 mA		05		
	4...20 mA with overvoltage protection		08		
Accuracy					
	≤ ± 0.25 % FS (> 500 mbar)			1	
	≤ ± 0.1 % FS (≤ 500 mbar)			2	
Temperature range					
	T6 (Ta: -5...50 °C) -5...50 °C compensated (allowed process temperature: -5...50°C)			3	
	T4 (Ta: -5...80 °C) -5...80 °C compensated (allowed process temperature: -5...80°C)			5	
	T4 (Ta: -5...50 °C) -5...80 °C compensated (allowed process temperature: -5...50°C)			4	
Option 1					
	Special oil filling: Anderol Food (for food applications)				G
	Cutting ring connection G 1/2 M				
	Strain relief				
Option 2					
	Ballast weight 1.4435				B
	Active compensated				E
	Version titanium (without ballast weight)				K
	Seals: Viton (standard)				U
	Seals: EPDM				S
	Seals: Kalrez (Level)				T
	Seals: NBR (ACS)				H
	Humidity filter element for gauge version PUR and PE cable) (only for				Z

(1) mH₂O, mWS, mWC etc. available

(2) Please specify the required cable length and medium

(3) For operating temperature > 50°C, FEP cable must be used

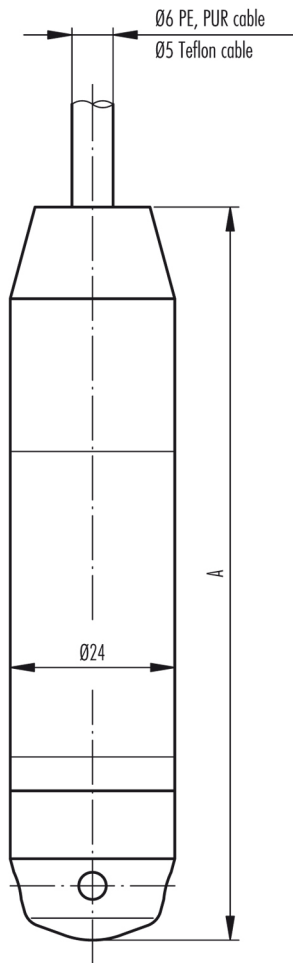
(4) min. Medium temperature -25 ° C

(5) Standard, no special cleaning. Special cleaning must be requested.

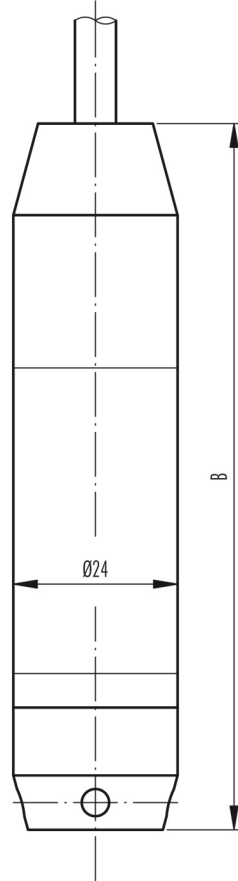
Technical drawings

Dimensions

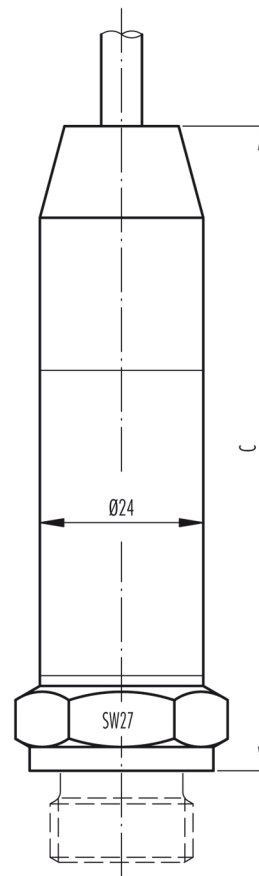
closed version (Fig. 1)



open version (Fig. 2)



with thread (Fig. 3)



Standard and version with surge (lightning) protection

	A [mm]	B [mm]	C [mm]	Weight [g]
without ballast weight	157	153	on request*	ca. 200
with ballast weight	244	240	on request*	ca. 460

*C: Depending on process connection

Colour	2-wire
white	+Vin
yellow	Pout
grey	EP